



## INDEPENDENT AUDITORS' REPORT

### To the members FIRST STREET CAPITAL (PVT.) LIMITED Report on the Audit of the Financial Statements

#### Opinion

We have audited the annexed financial statements of **FIRST STREET CAPITAL (PVT.) LIMITED** (the Company), which comprise the statement of financial position as at June 30, 2022, the statement of profit or loss, the statement of comprehensive income, the statement of changes in equity, the statement of cash flows for the year then ended, and notes to the financial statements, including a summary of significant accounting policies and other explanatory information, and we state that we have obtained all the information and explanations which, to the best of our knowledge and belief, were necessary for the purposes of the audit.

In our opinion and to the best of our information and according to the explanations given to us, the statement of financial position, the statement of profit or loss, the statement of comprehensive income, the statement of changes in equity and the statement of cash flows together with the notes forming part thereof conform with the accounting and reporting standards as applicable in Pakistan and give the information required by the Companies Act, 2017 (XIX of 2017), in the manner so required and respectively give a true and fair view of the state of the Company's affairs as at June 30, 2022 and of the profit, other comprehensive income, the changes in equity and its cash flows for the year then ended.

#### Basis for Opinion

We conducted our audit in accordance with International Standards on Auditing (ISAs) as applicable in Pakistan. Our responsibilities under those standards are further described in the *Auditor's Responsibilities for the Audit of the Financial Statements* section of our report. We are independent of the Company in accordance with the International Ethics Standards Board for Accountants' *Code of Ethics for Professional Accountants* as adopted by the Institute of Chartered Accountants of Pakistan (the Code) and we have fulfilled our other ethical responsibilities in accordance with the Code. We believe that the audit evidence we have obtained is sufficient and appropriate to provide a basis for our opinion.

#### Information Other than The Financial Statements and Auditor's Report Thereon

Management is responsible for the other information. The other information comprises the information included in the Annual Report, but does not include the financial statements and our auditor's report thereon.

Our opinion on the financial statements does not cover the other information and we do not express any form of assurance conclusion thereon.

In connection with our audit of the financial statements, our responsibility is to read the other information and, in doing so, consider whether the other information is materially inconsistent with the financial statements or our knowledge obtained in the audit or otherwise appears to be





materially misstated. If, based on the work we have performed, we conclude that there is a material misstatement of this other information; we are required to report that fact. We have nothing to report in this regard.

### **Responsibilities of Management and Board of Directors for the Financial Statements**

Management is responsible for the preparation and fair presentation of the financial statements in accordance with accounting and reporting standards as applicable in Pakistan and the requirements of the Companies Act, 2017 (XIX of 2017) and for such internal control as management determines is necessary to enable the preparation of financial statements that are free from material misstatement, whether due to fraud or error.

In preparing the financial statements, management is responsible for assessing the Company's ability to continue as a going concern, disclosing, as applicable, matters related to going concern and using the going concern basis of accounting unless management either intends to liquidate the Company or to cease operations, or has no realistic alternative but to do so.

Board of Directors are responsible for overseeing the Company's financial reporting process.

### **Auditor's Responsibilities for the Audit of the Financial Statements**

Our objectives are to obtain reasonable assurance about whether the financial statements as a whole are free from material misstatement, whether due to fraud or error, and to issue an auditor's report that includes our opinion. Reasonable assurance is a high level of assurance, but is not a guarantee that an audit conducted in accordance with ISAs as applicable in Pakistan will always detect a material misstatement when it exists. Misstatements can arise from fraud or error and are considered material if, individually or in the aggregate, they could reasonably be expected to influence the economic decisions of users taken on the basis of these financial statements.

As part of an audit in accordance with ISAs as applicable in Pakistan, we exercise professional judgment and maintain professional scepticism throughout the audit. We also:

- Identify and assess the risks of material misstatement of the financial statements, whether due to fraud or error, design and perform audit procedures responsive to those risks, and obtain audit evidence that is sufficient and appropriate to provide a basis for our opinion. The risk of not detecting a material misstatement resulting from fraud is higher than for one resulting from error, as fraud may involve collusion, forgery, intentional omissions, misrepresentations, or the override of internal control.
- Obtain an understanding of internal control relevant to the audit in order to design audit procedures that are appropriate in the circumstances, but not for the purpose of expressing an opinion on the effectiveness of the Company's internal control.
- Evaluate the appropriateness of accounting policies used and the reasonableness of accounting estimates and related disclosures made by management.
- Conclude on the appropriateness of management's use of the going concern basis of accounting and, based on the audit evidence obtained, whether a material uncertainty exists related to events or conditions that may cast significant doubt on the Company's ability to continue as a going concern. If we conclude that a material uncertainty exists, we are required





to draw attention in our auditor's report to the related disclosures in the financial statements or, if such disclosures are inadequate, to modify our opinion. Our conclusions are based on the audit evidence obtained up to the date of our auditor's report. However, future events or conditions may cause the Company to cease to continue as a going concern.

- Evaluate the overall presentation, structure and content of the financial statements, including disclosures, and whether the financial statements represent the underlying transactions and events in a manner that achieves fair presentation.

We communicate with the Board of Directors regarding, among other matters, the planned scope and timing of the audit and significant audit findings, including any significant deficiencies in internal control that we identify during our audit.

### Report on Other Legal and Regulatory Requirements

Based on our audit, we further report that in our opinion:

- a) Proper books of account have been kept by the Company as required by the Companies Act, 2017 (XIX of 2017);
- b) The statement of financial position, the statement of profit or loss, the statement of comprehensive income, the statement of changes in equity and the statement of cash flows together with the notes thereon have been drawn up in conformity with the Companies Act, 2017 (XIX of 2017) and are in agreement with the books of account and returns;
- c) Investments made, expenditure incurred and guarantees extended during the year were for the purpose of the Company's business;
- d) No zakat was deductible at source under the zakat and Ushr Ordinance, 1980 (XVIII of 1980); and
- e) The Company was in compliance with the requirement of section 78 of the Securities Act 2015, and the relevant requirements of Securities Brokers (Licencing and Operations) Regulations, 2016 as at the date on which the Financial Statements were prepared.

The engagement partner on the audit resulting in this independent auditor's report is Mr. Muhammad Aslam Khan.

*Muhammad Aslam Khan*

IECnet S.K.S.S.S.  
Chartered Accountants  
Lahore



Date: October 25, 2022

UDIN: RR202210218xwtFh7Lzp

**FIRST STREET CAPITAL (PVT.) LIMITED**

**Financial Statements**

**For the Period Ended 30 June 2022**



**FIRST STREET CAPITAL (PVT.) LIMITED**

**Statement of Financial Position**

*As at 30 June, 2022*

ASSETS	Note	2022 Rupees	2021 Rupees
<b>Non-current assets</b>			
Property and equipment	5	1,186,366	1,988,707
Intangible assets	6	2,500,000	2,500,000
Long term investments	7	30,534,179	30,534,179
Long term deposits	8	300,000	300,000
		<b>34,520,545</b>	<b>35,322,886</b>
<b>Current assets</b>			
Trade debts - net	9	271,177	476,070
Deposits, prepayments and other receivables	10	16,276,473	3,674,030
Income tax refundable	11	1,769,670	1,463,473
Short term investments	12	13,202,104	77,464,274
Cash and bank balances	13	24,584,079	1,424,433
		<b>56,103,503</b>	<b>84,502,281</b>
		<b>90,624,048</b>	<b>119,825,167</b>
<b>EQUITY AND LIABILITIES</b>			
<b>Share capital and reserves</b>			
Issued, subscribed and paid-up capital	14	93,000,000	50,000,000
Unappropriated profit		(23,930,748)	43,438,872
Unrealized surplus / (deficit) on re-measurement of investments measured at FVOCI		19,756,533	19,756,533
<b>Total equity</b>		<b>88,825,785</b>	<b>113,195,405</b>
<b>Current liabilities</b>			
Trade and other payables	15	1,565,303	3,044,470
Short-term borrowings	16	-	3,411,463
Provision for taxation	17	232,961	173,829
		<b>1,798,264</b>	<b>6,629,762</b>
<b>Contingencies and commitments</b>	18	-	-
		<b>90,624,048</b>	<b>119,825,167</b>

*The annexed notes from 1 to 36 form an integral part of these financial statements.*

  
Chief Executive Officer



  
Director

**FIRST STREET CAPITAL (PVT.) LIMITED****Statement of Profit or Loss***For the year ended 30 June, 2022*

	Note	2022 Rupees	2021 Rupees
Operating revenue	19	1,723,332	1,345,195
Gain / (loss) on sale of short term investments		5,087,616	13,898,130
Unrealized gain / (loss) on remeasurement of investments classified at FVTPL		(30,853,987)	28,811,242
		<b>(24,043,040)</b>	<b>44,054,567</b>
Operating and administrative expenses	20	(2,788,162)	(4,451,270)
<b>Operating profit / (loss)</b>		<b>(26,831,202)</b>	<b>39,603,297</b>
Financial charges	21	(1,826)	(3,458)
Other income and losses	22	2,696,369	2,077,017
<b>Profit / (loss) before taxation</b>		<b>(24,136,659)</b>	<b>41,676,857</b>
Taxation	23	(232,961)	(173,829)
<b>Profit / (loss) for the year</b>		<b>(24,369,620)</b>	<b>41,503,028</b>
<b>Earnings/(loss) per share - basic</b>	24	<b>-2.62</b>	<b>8.30</b>

*The annexed notes from 1 to 36 form an integral part of these financial statements.*

  
Chief Executive Officer




  
Director

**FIRST STREET CAPITAL (PVT.) LIMITED****Statement of Comprehensive Income***For the year ended 30 June, 2022*

	<i>Note</i>	2022 Rupees	2021 Rupees
<b>Profit / (loss) for the year</b>		(24,369,620)	41,503,028
<b>Other comprehensive income:</b>			
<b>Items that will not be reclassified subsequently to profit or loss</b>			
Unrealized gain / (loss) during the period in the market value of investments measured at FVOCI		-	(9,128,083)
<b>Total comprehensive income / (loss) for the year</b>		<u><u>(24,369,620)</u></u>	<u><u>32,374,944</u></u>

*The annexed notes from 1 to 36 form an integral part of these financial statements.*

  
\_\_\_\_\_  
Chief Executive Officer



  
\_\_\_\_\_  
Director



**FIRST STREET CAPITAL (PVT.) LIMITED**

**Statement of Changes in Equity**

*For the year ended 30 June, 2022*

	Issued, subscribed and paid-up capital	Unappropriated profit/ (loss)	Unrealized surplus / (deficit) on re-measurement of investments measured at FVOCI	Total
	.....Rupees.....			
Balance as at June 30, 2020	50,000,000	1,935,844	28,884,616	80,820,461
<b>Total comprehensive income for the year</b>				
Profit / (loss) for the year	-	41,503,028	-	41,503,028
Other comprehensive income/(loss)	-	-	(9,128,083)	(9,128,083)
	-	41,503,028	(9,128,083)	32,374,944
Balance as at June 30, 2021	<u>50,000,000</u>	<u>43,438,872</u>	<u>19,756,533</u>	<u>113,195,405</u>
<b>Total comprehensive income for the year</b>				
Issuance of shares against reserves	43,000,000	(43,000,000)	-	-
Profit / (loss) for the year	-	(24,369,620)	-	(24,369,620)
Other comprehensive income/(loss)	-	-	-	-
	43,000,000	(67,369,620)	-	(24,369,620)
Balance as at June 30, 2022	<u>93,000,000</u>	<u>(23,930,748)</u>	<u>19,756,533</u>	<u>88,825,785</u>

*The annexed notes from 1 to 36 form an integral part of these financial statements.*



Chief Executive Officer

Director



**FIRST STREET CAPITAL (PVT.) LIMITED**
**Statement of Cash Flows**
*For the year ended 30 June, 2022*

	Note	2022 Rupees	2021 Rupees
<b>CASH FLOWS FROM OPERATING ACTIVITIES</b>			
Profit / (loss) for the year		(24,136,659)	41,676,857
<b>Adjustments:</b>			
Depreciation and impairment		270,188	437,302
Provision for doubtful debts		69,072	64,679
Realized loss / (gain) on sale of short-term investments		5,087,616	(13,898,130)
Unrealized loss / (gain) on short-term investments		(30,853,987)	(28,811,242)
Interest income		1,669,740	855,396
		<u>(23,757,371)</u>	<u>(41,351,995)</u>
<b>Operating profit before working capital changes</b>		<b>(47,894,031)</b>	<b>324,862</b>
<b>(Increase)/decrease in current assets</b>			
Trade Debts		204,893	8,365,838
Short term Investment			
Deposits, prepayments and other receivables		(12,602,443)	(402,694)
<b>Increase/(decrease) in current liabilities</b>			
Trade and other payables		(1,479,167)	1,890,728
		<u>(13,876,717)</u>	<u>9,853,873</u>
<b>Cash generated from / (used in) operations</b>		<b>(61,770,748)</b>	<b>10,178,735</b>
Interest paid		-	-
Taxes paid		(480,026)	(353,245)
Proceeds from sale of / (acquisition of) short-term investments		91,019,467	(26,279,604)
		<u>90,539,441</u>	<u>(26,632,849)</u>
<b>Net cash from operating activities</b>		<b>28,768,693</b>	<b>(16,454,115)</b>
<b>CASH FLOWS FROM INVESTING ACTIVITIES</b>			
Interest received		(1,669,740)	(855,396)
Acquisition of property and equipment/ Proceeds from sale of assets		(527,843)	(835,657)
Decrease / (increase) in long-term deposits		-	16,350,437
		<u>(2,197,583)</u>	<u>14,659,384</u>
<b>Net cash generated from / (used in) investing activities</b>		<b>(2,197,583)</b>	<b>14,659,384</b>
<b>CASH FLOWS FROM FINANCING ACTIVITIES</b>			
Proceeds from / (repayment of) loans		(3,411,463)	818,572
		<u>(3,411,463)</u>	<u>818,572</u>
<b>Net cash generated from / (used in) financing activities</b>		<b>(3,411,463)</b>	<b>818,572</b>
<b>Net (decrease)/increase in cash and cash equivalents</b>		<b>23,159,647</b>	<b>(976,158)</b>
<b>Cash and cash equivalents at the beginning of the year</b>		<b>1,424,432</b>	<b>2,400,591</b>
<b>Cash and cash equivalents at the end of the year</b>	13	<b>24,584,079</b>	<b>1,424,433</b>

The annexed notes from 1 to 36 form an integral part of these financial statements.

  
Chief Executive Officer



  
Director

**FIRST STREET CAPITAL (PVT.) LIMITED**  
**NOTES TO THE FINANCIAL STATEMENTS**  
**For the year ended June 30, 2022**

**1. LEGAL STATUS AND NATURE OF BUSINESS**

**FIRST STREET CAPITAL (PVT.) LIMITED** (the "Company") was incorporated in Pakistan on **March 31, 2006** as a private limited company, limited by shares, under the Companies Ordinance 1984 (Now Companies Act, 2017). The Company is a holder of Trading Rights Entitlement Certificate ("TREC") of Pakistan Stock Exchange Limited.

The Company is principally engaged in brokerage of shares, stocks, purchase and sale of securities, financial consultancy, brokerage, underwriting, portfolio management and securities research.

**2. The geographical location of Company's offices are as follows:**

**Head Office:** 63-A, Agora, Eden City, DHA Phase-VIII, Lahore, Pakistan.

**3. BASIS OF PREPARATION**

**3.1 Statement of compliance**

These financial statements have been prepared in accordance with the accounting and reporting standards as applicable in Pakistan. The accounting and reporting standards as applicable in Pakistan comprise of:

- Financial Reporting Standard for Small and Medium Sized Entities (IFRS for SMEs) issued by the International Accounting Standards Board (IASB) as notified under the Companies Act, 2017; and
- Provisions of and directives issued under the Companies Act, 2017, and relevant provisions of the Securities Brokers (Licensing and Operations) Regulations 2016 (the "Regulations").

In case requirements differ, the provisions or directives of the Companies Act, 2017 and/or the Regulations shall prevail.

**3.2 Accounting convention**

These financial statements have been prepared on trade base under the historical cost convention, except:

- Short Term Investments in quoted equity securities (whether classified as assets at fair value through profit or loss, or at fair value through other comprehensive income), which are carried at fair value;





- Investments in unquoted equities, measured at fair value through other comprehensive income;
- Investments in associates, which are recorded in accordance with the equity method of accounting for such investments; and
- Derivative financial instruments, which are marked-to-market as appropriate under relevant accounting and reporting standards.

### **3.3 Functional and presentation currency**

Items included in these financial statements are measured using the currency of the primary economic environment in which the Company operates. These financial statements are presented in Pak Rupees which is the Company's functional and presentation currency.

### **3.4 Accounting estimates and judgments**

The preparation of financial statements in conformity with approved accounting standards requires management to make judgments, estimates and assumptions that affect the application of accounting policies and the reported amounts of assets, liabilities, income and expenses. The estimates and associated assumptions are continually evaluated and are based on historical experience as well as expectations of future events and various other factors that are believed to be reasonable under the circumstances, the results of which form the basis of making judgments about the carrying values of assets and liabilities that are not readily apparent from other sources. Actual results may differ from these estimates.

Areas involving a higher degree of judgment or complexity, or areas where assumptions and estimates are significant to the Company's financial statements are as follows:

- (i) Estimates of useful lives and residual values of items of property, plant and equipment (Note 5);
- (ii) Estimates of useful lives of intangible assets (Note 6);
- (iii) Allowance for credit losses (Note 4.5.4);
- (iv) Fair values of unquoted equity investments (Note 7);
- (v) Classification, recognition, measurement / valuation of financial instruments (Note 4.5); and
- (vi) Provision for taxation (Note 17);

### **3.5 New standards, amendments / improvements to existing standards (including interpretations thereof) and forthcoming requirements**

#### **3.5.1 Amendments to approved accounting standards and interpretations which became effective during the year ended June 30, 2022**

During the year, certain new accounting and reporting standards / amendments / interpretations became effective and applicable to the Company. However, since such





updates were not considered to be relevant to the Company's financial reporting, the same have not been disclosed here.

**3.5.2** New / revised accounting standards, amendments to published accounting standards and interpretations that are not yet effective.

The following International Financial Reporting Standards (IFRS Standards) as notified under the Companies Act, 2017 and the amendments and interpretations thereto will be effective for accounting periods beginning on or after the date specified below;

- Onerous Contracts – Cost of Fulfilling a Contract (Amendments to IAS 37) effective for the annual periods beginning on or after 1 January 2022 clarifies that the 'cost of fulfilling a contract' for the purposes of the onerous contract assessment comprises the costs that relate directly to the contract, including both the incremental costs and an allocation of other direct costs to fulfill the contract. An entity is required to apply the amendments to contracts for which it has not yet fulfilled all its obligations at the beginning of the annual reporting period in which it first applies the amendments (the date of initial application). Restatement of comparative information is not required, instead the amendments require an entity to recognize the cumulative effect of initially applying the amendments as an adjustment to the opening balance of retained earnings or other component of equity, as appropriate, at the date of initial application. The amendments are not likely to affect the financial statements of the Company.
- Property, Plant and Equipment: Proceeds before Intended Use (Amendments to IAS 16) effective for annual periods beginning on or after 1 January 2022 clarifies that sales proceeds and costs of items produced while bringing an item of property, plant and equipment to the location and condition necessary for it to be capable of operating in the manner intended by management e.g., when testing etc., are recognized in profit or loss in accordance with applicable Standards. The entity measures the cost of those items applying the measurement requirements of IAS 2. The standard also removes the requirement of deducting the net sales proceeds from cost of testing. An entity shall apply those amendments retrospectively, but only to items of property, plant and equipment that are brought to the location and condition necessary for them to be capable of operating in the manner intended by management on or after the beginning of the earliest period presented in the financial statements in which the entity first applies the amendments. The entity shall recognize the cumulative effect of initially applying the amendments as an adjustment to the opening balance of retained earnings (or other component of equity, as appropriate) at the beginning of that earliest period presented. The amendments are not likely to affect the financial statements of the Company.
- Amendments to IFRS 3 'Business Combinations' - Reference to the Conceptual Framework, issued in May 2020, amended paragraphs 11, 14, 21, 22 and 23 of and added paragraphs 21A, 21B, 21C and 23A to IFRS 3. An entity shall apply those amendments to





business combinations for which the acquisition date is on or after the beginning of the first annual reporting period beginning on or after January 01, 2022. Earlier application is permitted if at the same time or earlier an entity also applies all the amendments made by Amendments to References to the Conceptual Framework in IFRS Standards, issued in March 2018. The amendments are not likely to affect the financial statements of the Company.

- Amendments to IAS 1 'Presentation of Financial Statements' - Classification of liabilities as current or non-current amendments apply retrospectively for the annual periods beginning on or after January 01, 2023. These amendments in the standards have been added to further clarify when a liability is classified as current. The standard also amends the aspect of classification of liability as non-current by requiring the assessment of the entity's right at the end of the reporting period to defer the settlement of liability for at least twelve months after the reporting period. An entity shall apply those amendments retrospectively in accordance with IAS 8. The management of the Company is currently in the process of assessing the impacts of these amendments to these financial statements.
  
- Disclosure of Accounting Policies (Amendments to IAS 1 and IFRS Practice Statement 2) the Board has issued amendments on the application of materiality to disclosure of accounting policies and to help companies provide useful accounting policy disclosures. The key amendments to IAS 1 include:
  - a. requiring companies to disclose their material accounting policies rather than their significant accounting policies;
  - b. clarifying that accounting policies related to immaterial transactions, other events or conditions are themselves immaterial and as such need not be disclosed; and
  - c. clarifying that not all accounting policies that relate to material transactions, other events or conditions are themselves material to a company's financial statements.

The Board also amended IFRS Practice Statement 2 to include guidance and two additional examples on the application of materiality to accounting policy disclosures. The amendments are effective for annual reporting periods beginning on or after January 01, 2023 with earlier application permitted.

The management of the Company is currently in the process of assessing the impacts of above amendments to these financial statements.

- Definition of Accounting Estimates (Amendments to IAS 8) – The amendments introduce a new definition for accounting estimates clarifying that they are monetary amounts in the financial statements that are subject to measurement uncertainty.

The amendments also clarify the relationship between accounting policies and accounting estimates by specifying that a company develops an accounting estimate to achieve the objective set out by an accounting policy. The amendments are effective for periods beginning on or after January 01, 2023, and will apply prospectively to changes in





accounting estimates and changes in accounting policies occurring on or after the beginning of the first annual reporting period in which the company applies the amendments. The amendments are not likely to affect the financial statements of the Company.

- Deferred Tax related to Assets and Liabilities arising from a Single Transaction (Amendments to IAS 12) – The amendments narrow the scope of the initial recognition exemption (IRE) so that it does not apply to transactions that give rise to equal and offsetting temporary differences. As a result, companies will need to recognize a deferred tax asset and a deferred tax liability for temporary differences arising on initial recognition of a lease and a decommissioning provision. For leases and decommissioning liabilities, the associated deferred tax asset and liabilities will need to be recognized from the beginning of the earliest comparative period presented, with any cumulative effect recognized as an adjustment to retained earnings or other components of equity at that date. The amendments are effective for annual reporting periods beginning on or after January 01, 2023 with earlier application permitted. The amendments are not likely to affect the financial statements of the Company.
- Sale or Contribution of Assets between an Investor and its Associate or Joint Venture (Amendments to IFRS 10 and IAS 28) –The amendment amends accounting treatment on loss of control of business or assets. The amendments also introduce new accounting for less frequent transaction that involves neither cost nor full step-up of certain retained interests in assets that are not businesses. The effective date for these changes has been deferred indefinitely until the completion of a broader review.
- The following annual improvements to IFRS standards 2018-2020 are effective for annual reporting periods beginning on or after January 01, 2022.
- IFRS 9 – The amendment clarifies that an entity includes only fees paid or received between the entity (the borrower) and the lender, including fees paid or received by either the entity or the lender on the other's behalf, when it applies the '10 per cent' test in paragraph B3.3.6 of IFRS 9 in assessing whether to derecognize a financial liability.
- IFRS 16 – The amendment partially amends Illustrative Example 13 accompanying IFRS 16 by excluding the illustration of reimbursement of leasehold improvements by the lessor. The objective of the amendment is to resolve any potential confusion that might arise in lease incentives.
- IAS 41 – The amendment removes the requirement in paragraph 22 of IAS 41 for entities to exclude taxation cash flows when measuring the fair value of a biological asset using a present value technique This amendment enables the fair value measurement of biological assets on a post-tax basis.

The above amendments are not likely to affect the financial statements of the Company.

#### 4 SUMMARY OF SIGNIFICANT ACCOUNTING POLICIES





Significant accounting policies applied in the preparation of these financial statements are set out below. These policies have been consistently applied to all years presented.

#### **4.1 Property and equipment**

Items of property and equipment are stated at cost less accumulated depreciation (if any) and impairment losses (if any). Cost includes expenditure that is directly attributable to the acquisition of the items.

Subsequent costs are included in the carrying amount as appropriate, only when it is probable that future economic benefits associated with the item will flow to the Company and its cost can be measured reliably. The carrying amount of the replaced part is derecognized. All other repairs and maintenance are charged to the statement of profit or loss account during the year in which they are incurred. Subsequent costs are included in the asset's carrying amount or recognized as a separate asset, as appropriate, only when it is probable that future economic benefits associated with the item will flow to the Company and the cost of the item can be measured reliably. Where such subsequent costs are incurred to replace parts and are capitalized, the carrying amount of replaced parts is derecognized. All other repair and maintenance expenditures are charged to profit or loss during the year in which they are incurred.

Depreciation on all items of property and equipment is calculated using the reducing balance method, in accordance with the rates specified in note 5 to these financial statements and after taking into account residual value, if material. Residual values and useful lives are reviewed and adjusted, if appropriate, at each balance sheet date. Depreciation is charged on an asset from when the asset is available for use until the asset is disposed of.

An item of property and equipment is derecognized upon disposal or when no future benefits are expected from its use or disposal. Any gain or loss arising on asset derecognition (calculated as the difference between net disposal proceeds and the carrying amount of the asset) is included in the profit and loss account in the year in which the asset is derecognized.

The assets' residual values, depreciation methods and useful lives are reviewed, and adjusted if appropriate, at each financial year end. The Company's estimate of residual value of property and equipment as at June 30, 2022 did not require any adjustment.

#### **4.2 Intangible assets**

Intangible assets with indefinite useful lives, including Trading Right Entitlement Certificate ("TREC"), are stated at cost less accumulated impairment losses, if any. An intangible asset is considered as having an indefinite useful life when, based on an analysis of all relevant



factors, there is no foreseeable limit to the period over which the asset is expected to generate net cash inflows for the Company. An intangible asset with an indefinite useful life is not amortized. However, it is tested for impairment at each balance sheet date or whenever there is an indication that the asset may be impaired. Gains or losses on disposal of intangible assets, if any, are recognized in the profit and loss account during the year in which the assets are disposed of.

#### **4.2.1 Membership cards and offices**

This is stated at cost less impairment, if any. The carrying amount is reviewed at each reporting date to assess whether it is in excess of its recoverable amount, and where the carrying value exceeds estimated recoverable amount, it is written down to its estimated recoverable amount.

### **4.3 Investment property**

Investment properties are held for capital appreciation and are measured initially at its cost, including transaction costs.

Subsequent to initial recognition, investment properties are measured at fair value at each reporting date. The changes in fair value are recognized in the statement of profit or loss.

### **4.4 Investment in associates**

Associates are all entities over which the Company has significant influence but not control. Investments in associates where the Company has significant influence are accounted for using the equity method of accounting. Under the equity method of accounting, investments in associates are initially recognized at cost and the carrying amount of investment is increased or decreased to recognize the Company's share of the associate's post-acquisition profits or losses in income, and its share of the post-acquisition movement in reserves is recognized in other comprehensive income.

### **4.5 Financial instruments**

#### **4.5.1. The Company classifies its financial assets in the following three categories:**

- (a) Financial assets measured at amortized cost;
  - (b) Financial assets measured at fair value through other comprehensive income (FVOCI);
- and
- (c) Financial assets measured at fair value through profit or loss (FVTPL).

#### **(a) Financial assets measured at amortized cost**

A financial asset is measured at amortized cost if it is held within business model whose





objective is to hold assets to collect contractual cash flows, and its contractual terms give rise on specified dates to cash flows that are solely payments of principal and interest on principal amount outstanding.

Such financial assets are initially measured at fair value plus transaction costs that are directly attributable to the acquisition or issue thereof.

**(b) Financial assets at FVOCI**

A financial asset is classified as at fair value through other comprehensive income when either:

- (i) It is held within a business model whose objective is achieved by both collecting contractual cash flows and selling financial assets and its contractual terms give rise on specified dates to cash flows that are solely payments of principal and interest on the principal amount outstanding; or
- (ii) It is an investment in equity instrument which is designated as at fair value through other comprehensive income in accordance with the irrevocable election available to the Company at initial recognition. Such financial assets are initially measured at fair value plus transaction costs that are directly attributable to the acquisition or issue thereof.

**(c) Financial assets at FVTPL**

A financial asset shall be measured at fair value through profit or loss unless it is measured at amortized cost or at fair value through other comprehensive income, as aforesaid.

Such financial assets are initially measured at fair value.

**4.5.2 Initial recognition**

The Company recognizes an investment when and only when it becomes a party to the contractual provisions of the instrument evidencing investment.

Regular way purchase of investments is recognized using settlement date accounting i.e. on the date on which settlement of the purchase transaction takes place. However, the Company follows trade date accounting for its own (the house) investments. Trade date is the date on which the Company commits to purchase or sell its asset.

Transactions of purchase under resale (reverse-repo) of marketable securities including the securities purchased under margin trading system are entered into at contracted rates for specified periods of time. Amounts paid under these agreements in respect of reverse repurchase transactions are recognized as a receivable. The difference between purchase and resale price is treated as income from reverse repurchase transactions in marketable



transactions / margin trading system and accrued on a time proportion basis over the life of the reverse repo agreement.

#### 4.5.3 Subsequent measurement

##### (a) Financial assets measured at amortized cost

These assets are subsequently measured at amortized cost (determined using the effective interest method) less accumulated impairment losses.

"Interest / markup income, foreign exchange gains and losses and impairment losses arising from such financial assets are recognized in the profit and loss account.

##### (b) Financial assets at FVOCI

These are subsequently measured at fair value less accumulated impairment losses.

A gain or loss on a financial asset measured at fair value through other comprehensive income is recognized in other comprehensive income, except for impairment gains or losses and foreign exchange gains and losses, until the financial asset is derecognized or reclassified. When the financial asset is derecognized the cumulative gain or loss previously recognized in other comprehensive income is reclassified from equity to profit or loss as a reclassification adjustment (except for investments in equity instruments which are designated as at fair value through other comprehensive income in whose case the cumulative gain or loss previously recognized in other comprehensive income is not so reclassified). Interest is calculated using the effective interest method and is recognized in profit or loss.

##### (c) Financial assets at FVTPL

These assets are subsequently measured at fair value.

Net gains or losses arising from remeasurement of such financial assets as well as any interest income accruing thereon are recognized in profit and loss account.

#### 4.5.4 Impairment

##### Financial assets

The Company applies a three-stage approach to measure allowance for credit losses, using an expected credit loss approach as required under IFRS 9, for financial assets measured at amortized cost. The Company's expected credit loss impairment model reflects the present value of all cash shortfalls related to default events, either over the following twelve months, or over the expected life of a financial instrument, depending on credit deterioration from inception. The allowance / provision for credit losses reflects an unbiased, probability-





weighted outcomes which considers multiple scenarios based on reasonable and supportable forecasts.

Where there has not been a significant decrease in credit risk since initial recognition of a financial instrument, an amount equal to 12 months expected credit loss is recorded. The expected credit loss is computed using a probability of default occurring over the next 12 months. For those instruments with a remaining maturity of less than 12 months, a probability of default corresponding to the remaining term to maturity is used.

When a financial instrument experiences a significant increase in credit risk subsequent to origination but is not considered to be in default, or when a financial instrument is considered to be in default, expected credit loss is computed based on lifetime expected credit losses.

When determining whether the credit risk of a financial asset has increased significantly since initial recognition, and when estimating expected credit losses, the Company considers reasonable and supportable information that is relevant and available without undue effort or cost. This includes both quantitative and qualitative information and analysis, based on the Company's historical experience and informed credit assessments, including forward-looking information.

Forward-looking information includes reasonable and supportable forecasts of future events and economic conditions. These include macro-economic information, which may be reflected through qualitative adjustments or overlays. The estimation and application of forward-looking information may require significant judgment.

Loss allowances for financial assets measured at amortized cost are deducted from the gross carrying amount of the assets. The gross carrying amount of a financial asset is written off when the Company has no reasonable expectation of recovering a financial asset in its entirety or a portion thereof. The Company makes this assessment on an individual asset basis, after consideration of multiple historical and forward-looking factors. Financial assets that are written off may still be subject to enforcement activities in order to comply with the Company's processes and procedures for recovery of amounts due.

### **Non-financial assets**

The carrying amounts of non-financial assets are assessed at each reporting date to ascertain whether there is any indication of impairment. If such an indication exists, the asset's recoverable amount - defined as the higher of the asset's fair value less costs of disposal and the asset's value-in-use (present value of estimated future cash flows using a pre-tax discount rate that reflects current market assessments of the time value of money and asset-specific risk) - is estimated to determine the extent of the impairment loss.



For the purpose of assessing impairment, assets are grouped into cash-generating units: the lowest levels for which there are separately identifiable cash flows.

#### **4.6 Offsetting of financial assets and financial liabilities**

Financial assets and liabilities are off-set and the net amount is reported in the statement of financial position if the Company has a legal right to set off the transaction and also intends either to settle on a net basis or to realize the asset and settle the liability simultaneously.

#### **4.7 Trade debts and other receivables**

Trade debts and other receivables are stated initially at amortized cost using the effective interest rate method.

Provision is made on the basis of lifetime ECLs that result from all possible default events over the expected life of the trade debts and other receivables. Bad debts are written off when considered irrecoverable.

#### **4.8 Cash and cash equivalents**

Cash and cash equivalents are carried at cost and include cash in hand, balances with banks in current and deposit accounts, stamps in hand, other short-term highly liquid investments with original maturities of less than three months and short-term running finances.

#### **4.9 Borrowings**

Borrowings are recognized initially at fair value, net of attributable transaction costs incurred. Borrowings are subsequently carried at amortized cost; any difference between the proceeds (net of transaction costs) and the redemption value is recognized in the statement of profit or loss account over the period of the borrowings using the effective interest method.

#### **4.10 Trade and other payables**

Trade and other payables are recognized initially at fair value plus directly attributable cost, if any, and subsequently measured at amortized cost using the effective interest method. They are classified as current if payment is due within twelve months of the reporting date, and as non-current otherwise.

#### **4.11 Staff retirement benefits**

The Company did not have any retirement benefits plan.

#### **4.12 Taxation**





Income tax expense comprises current and deferred tax.

### **Current**

Provision for current taxation is based on taxable income for the year determined in accordance with the prevailing law for taxation of income. The charge for current tax is calculated using rates enacted or substantively enacted at the reporting date, and takes into account tax credits, exemptions and rebates available, if any. The charge for current tax also includes adjustments, where necessary, relating to prior years which arise from assessments framed / finalized during the year.

### **Deferred**

Deferred tax is accounted for using the balance sheet liability method in respect of all temporary differences at the reporting date between the tax base and carrying amount of assets and liabilities for financial reporting purposes

Deferred tax liabilities are generally recognized for all taxable temporary differences and deferred tax assets are recognized for all deductible temporary differences and carried forward unused tax losses, to the extent that it is probable that future taxable profit will be available against which the deductible temporary differences and carried forward unused tax losses can be utilized. Carrying amount of all deferred tax assets are reviewed at each reporting date and are reduced to the extent that it is no longer probable that the related tax benefit will be realized.

Deferred tax assets and liabilities are measured at the tax rates that are expected to apply to the period when the asset is realized or the liability is settled, based on the tax rates that have been enacted or substantially enacted by the reporting date.


Deferred tax is charged or credited in the statement of profit or loss account, except in the case of items credited or charged to comprehensive income or equity, in which case it is included in comprehensive income or equity.

### **4.13 Provisions**

Provisions are recognized when the Company has a present legal or constructive obligation as a result of past event and it is probable that an outflow of economic benefits will be required to settle the obligation and a reliable estimate can be made. Provisions are reviewed at each reporting date and adjusted to reflect the current best estimate.

### **4.14 Revenue recognition**

Revenue is recognized to the extent that it is probable that economic benefits will flow to



the Company and the amount of revenue can be measured reliably. Revenue is measured at the fair value of the consideration received or receivable, net of any direct expenses. Revenue is recognized on the following basis:

- Brokerage and commission income is recognized when brokerage services are rendered.
- Dividend income is recognized when the right to receive the dividend is established.
- Return on deposits is recognized using the effective interest method.
- Income on fixed term investments is recognized using the effective interest method.
- Gains / (losses) arising on sale of investments are included in the profit and loss account in the period in which they arise.
- Unrealized capital gains / (losses) arising from marking to market financial assets are included in profit and loss (for assets measured at FVTPL) or OCI (for assets measured at FVOCI) during the period in which they arise.
- Income / profit on exposure deposits is recognized using the effective interest rate.

#### **4.15 Dividend income**

Dividends received from investments measured at fair value through profit or loss and at fair value through other comprehensive income. Dividends are recognized in the statement of profit or loss when the right to receive payment is established, it is probable that the economic benefits associated with the dividend will flow to the Company and the amount of the dividend can be measured reliably. This applies even if they are paid out of pre-acquisition profits, unless the dividend clearly represents a recovery of a part of the cost of an investment. In this case, dividend is recognized in other comprehensive income if it relates to an investment measured at fair value through other comprehensive income.

#### **4.16 Markup / interest income**

Mark-up / interest income is recognized on a time proportion basis on the principal amount outstanding and at the rate applicable.

#### **4.17 Borrowings**

These are recorded at the proceeds received. Finance costs are accounted for on accrual basis and are disclosed as accrued interest / mark-up to the extent of the amount unpaid at the reporting date.

#### **4.18 Borrowing costs**

Borrowing costs are recognized as an expense in the period in which these are incurred except to the extent of borrowing costs that are directly attributable to the acquisition, construction or production of a qualifying asset. Such borrowing costs, if any, are capitalized as part of the cost of the relevant asset.





#### **4.19 Fiduciary assets**

Assets held in trust or in a fiduciary capacity by the Company are not treated as assets of the Company.

#### **4.20 Foreign currency transactions and translation**

Monetary assets and liabilities in foreign currencies are translated into functional currency at the rates of exchange prevailing at the balance sheet date. Transactions in foreign currencies are translated into functional currency at the rates of exchange prevailing on the dates of the transactions. Foreign exchange gains and losses resulting from the settlement of such transactions and from translation at year-end exchange rates of monetary assets and liabilities denominated in foreign currencies are recognized in income.

#### **4.21 Derivative financial instruments**

Derivative financial instruments are recognized at their fair value on the date on which a derivative contract is entered into. Subsequently, any changes in fair values arising on marking to market of these instruments are taken to the profit and loss account.

#### **4.22 Related party transactions**

All transactions involving related parties arising in the normal course of business are conducted and recorded at rates that are not less than market.



5 Property and equipment

	2022			
	Furniture & Fixture	Computers & Office Equipments	Vehicle	Total Rupees
<b>As at July 1, 2021</b>				
Cost	590,657	651,375	4,162,003	5,404,035
Accumulated Depreciation	(121,156)	(358,627)	(2,935,545)	(3,415,328)
Net book value	469,501	292,748	1,226,458	1,988,707
<b>Movement during the period</b>				
Additions	-	-	-	-
Disposals				
Cost	-	-	2,030,000	2,030,000
Depreciation	-	-	(1,502,157)	(1,502,157)
Depreciation charge for the period	46,950	87,824	139,723	274,497
<b>As at June 30, 2022</b>				
Cost	590,657	651,375	2,132,003	3,374,035
Accumulated Depreciation	(168,106)	(446,452)	(1,573,111)	(2,187,669)
Net book value	422,551	204,923	558,892	1,186,366
<b>Depreciation rate per annum</b>	10%	30%	20%	

	2021			
	Furniture & Fixture	Computers & Office Equipments	Vehicle	Total Rupees
<b>As at July 1, 2020</b>				
Cost	127,000	279,375	4,162,003	4,568,378
Accumulated Depreciation	(82,717)	(266,378)	(2,628,930)	(2,978,026)
Net book value	44,283	12,997	1,533,073	1,590,352
<b>Movement during the period</b>				
Additions	463,657	372,000	-	835,657
Disposals				
Cost	-	-	-	-
Depreciation	-	-	-	-
Depreciation charge for the period	38,439	92,249	306,615	437,302
<b>As at June 30, 2021</b>				
Cost	590,657	651,375	4,162,003	5,404,035
Accumulated Depreciation	(121,156)	(358,627)	(2,935,545)	(3,415,328)
Net book value	469,501	292,748	1,226,458	1,988,707
<b>Depreciation rate per annum</b>	10%	30%	20%	



*[Handwritten signature]*





**FIRST STREET CAPITAL (PVT.) LIMITED**  
**NOTES TO THE FINANCIAL STATEMENTS**  
For the year ended 30 June, 2022

**6 INTANGIBLE ASSETS**

	Note	Jun-22 Rupees	Jun-21 Rupees
Trading Rights Entitlement Certificate ("TREC")	6.1	2,500,000	2,500,000
		2,500,000	2,500,000
<b>Impairment</b>	6.2	-	-
		<b>2,500,000</b>	<b>2,500,000</b>

**6.1** Pursuant to the Stock Exchange (Corporatization, Demutualization and Integration) Act, 2012, stock exchanges operating as guarantee limited companies were converted to public limited companies. Ownership rights in exchanges were segregated from the right to trade on an exchange. As a result of such demutualization and corporatization, the Company received shares of the relevant exchange and a Trading Rights Entitlement Certificate ("TREC") against its membership card.

**6.2** The TREC has been recorded as an indefinite-life intangible asset pursuant to the provisions and requirements of IAS 38. As the TREC is not a commonly tradable instrument, the value approved by the Board of Directors of the Pakistan Stock Exchange Limited ("PSX") post-mutualization was used as the initial value of the intangible. The TREC, which has been pledged with the PSX to meet Base Minimum Capital ("BMC") requirements, is assessed for impairment in accordance with relevant approved accounting standards.

**7 LONG-TERM INVESTMENTS**

**Investments at fair value through OCI**

ISE Towers REIT Mgmt Ltd (unquoted) - opening	7.1	30,534,179	46,884,616
Sale of Shares		-	18,753,843
		30,534,179	28,130,773
Adjustment for remeasurement to fair value	7.1	-	2,403,406
		<b>30,534,179</b>	<b>30,534,179</b>

**7.1** As a result of the demutualization and corporatization of stock exchanges, the Company received 3,034,603 shares of ISE Towers REIT Management Limited. Of these, 60% (1,820,762 shares) were held in a separate Central Depository Company Limited ("CDC") sub-account, blocked until they are sold to strategic investors, financial institutions and/or the general public. The remaining shares (40% of total, or 1,213,841 shares) were allotted to the Company.

These shares are neither listed on any exchange nor are they actively traded. As a result, fair value has been estimated by reference to the latest break-up or net asset value per share of these shares notified by ISE Towers REIT Management Limited. Remeasurement to fair value resulted in a gain of PKR: NIL in the prior year (2021: PKR 2,403,406).

1,820,762 shares of ISE Towers REIT Management Limited are pledged with the PSX to meet BMC requirements.

**8 LONG-TERM DEPOSITS**

Central Depository Company Limited	100,000	100,000
National Clearing Company of Pakistan Limited	200,000	200,000



9 TRADE DEBTS	Note	300,000	300,000
		Jun-22 Rupees	Jun-21 Rupees
Considered good	9.1	271,177	476,070
Considered doubtful		331,837	262,765
		<b>603,014</b>	<b>738,835</b>
Less: Provision for doubtful debts	9.2	(331,837)	(262,765)
		<b>271,177</b>	<b>476,070</b>

9.1 The Company holds client-owned securities with a total fair value of PKR 480,040 (2021: PKR 77,562,791) as collateral against trade debts. Refer to note 4.7 for details around the Company's methodology for computing estimated credit losses under the expected loss model under IFRS 9.

9.2 Movement in provision against trade debts is as under:

Opening balance (as at July 1)	262,765	198,086
Charged to profit and loss during the year	69,072	64,679
	<b>331,837</b>	<b>262,765</b>
Amounts written off during the year	-	-
Closing balance (as at June 30)	<b>331,837</b>	<b>262,765</b>

### 9.3 Aging Analysis

The Aging analysis of trade debts is as follows:

Upto fourteen days	8,924	169,716
More than fourteen days	594,090	569,119
	<b>603,014</b>	<b>738,835</b>

9.3.1 Adequate provision of Rs: 331,837 (2021: Rs: 262,765) has been provided in respect of amount due from customers.

## 10 TRADE DEPOSITS, SHORT-TERM PREPAYMENTS & OTHER RECEIVABLES

Balance due from NCCPL	10.1	14,322,799	1,250
PSX Exposure	10.2	1,800,000	3,200,000
Other Receivables		153,674	472,780
		<b>16,276,473</b>	<b>3,674,030</b>

10.1 This receivable balance with National Clearing company of Pakistan Limited against trade.

10.2 This represents deposits with National Clearing Company of Pakistan Limited against the exposure margin in ready and future market

## 11 INCOME TAX REFUNDABLE

Opening balance (as at July 1)	1,463,473	1,110,228
Add: Current year additions	480,026	353,245
	1,943,499	1,463,473
Less: Adjustment against provision for taxation	(173,829)	
Balance at the end of the year	<b>1,769,670</b>	<b>1,463,473</b>

## 12 SHORT TERM INVESTMENTS

Investments at fair value through profit or loss





Investments in listed securities	14,622,073	77,464,274
Gain / (Loss) on remeasurement	(1,419,969)	-
Investments in listed securities	<u>13,202,104</u>	<u>77,464,274</u>

### 13 CASH AND BANK BALANCES

	Note	Jun-22 Rupees	Jun-21 Rupees
Cash in hand		-	-
Cash at bank			
Current Accounts		930	-
Saving Accounts	13.1	24,583,149	1,424,433
	13.2	<u>24,584,079</u>	<u>1,424,433</u>

13.1 Saving account carries markup which ranges from 6.5% to 12.25% (2021: 3.25% to 5.50%) per annum.

13.2 Balance pertaining to:

Brokerage house		12,120,182	1,174,363
Clients		12,463,897	250,070
		<u>24,584,079</u>	<u>1,424,433</u>

### 14 ISSUED, SUBSCRIBED AND PAID-UP CAPITAL

14.1	<b>Authorized capital</b> 10,000,000 (2021: 5,000,000 ) ordinary shares of PKR 10 each.	<u>100,000,000</u>	<u>50,000,000</u>
14.2	<b>Issued, subscribed and paid-up share capital</b> 2,600,000 (2021: 2,600,000) ordinary shares of PKR 10/- each, issued for cash	26,000,000	26,000,000
	6,700,000 (2021: 2,400,000) ordinary shares of PKR 10/- each, issued for consideration other than cash & 4,300,000 Bonus shares of PKR 10/-each to existing	67,000,000	24,000,000
		<u>93,000,000</u>	<u>50,000,000</u>

14.3 Shareholders holding 5% or more of total shareholding

	Number of Shares		Percentage	
	Jun-22	Jun-21	Jun-22	Jun-21
Mr. Nasir Mahmood Khan	9,292,560	4,996,000	99.92%	99.92%

### 15 TRADE AND OTHER PAYABLES

Trade creditors		322,068	109,020
Accrued expenses		1,243,234	2,935,450
		<u>1,565,303</u>	<u>3,044,470</u>

### 16 SHORT-TERM BORROWINGS

Loans from related party	16.1	-	3,411,463
		<u>-</u>	<u>3,411,463</u>

16.1 This amount represents interest-free, loan obtained from Mr. Zulqarnain Khan, is related to the Company. This loan was obtained to fund short-term working capital needs. As the terms of the loan has not been documented, the loan



has been treated as short-term in nature and repayable on demand, consistent with relevant guidance. the loan paid during th year.

## 17 PROVISION FOR TAXATION

Balance at the beginning of the year		173,829	-
Add: Current Year Provision		232,961	173,829
		<u>406,790</u>	<u>173,829</u>
	<b>Note</b>	<b>Jun-22</b>	<b>Jun-21</b>
		<b>Rupees</b>	<b>Rupees</b>
Less: Adjustment against advance tax		173,829	-
Balance at the end of the year		<u>232,961</u>	<u>173,829</u>

## 18 CONTINGENCIES AND COMMITMENTS

18.1 There are no contingencies or commitments of the Company as at June 30, 2022 (2021: Nil).

## 19 OPERATING REVENUE

Brokerage income		430,860	203,276
Dividend income		1,292,471	1,141,919
		<u>1,723,332</u>	<u>1,345,195</u>

## 20 OPERATING & ADMINISTRATIVE EXPENSES

Directors' Remuneration		-	-
Staff Salaries & Other Benefits		750,000	960,000
Communication Charges		117,245	165,390
Entertainment		36,108	459,000
Provision for / (reversal of provision for) doubtful debts	9.2	69,072	64,679
Auditors' Remuneration	20.1	350,000	346,000
CDC & NCCPL Charges		177,057	270,295
Insurance Expense		5,450	44,650
Vehicle Running & Maintenance		4,800	390,500
Fee & Subscription		946,627	173,048
Repair and Maintenance		26,500	1,051,517
Miscellaneous Expenses		30,806	88,888
Depreciation	5	274,497	437,303
		<u>2,788,162</u>	<u>4,451,270</u>

### 20.1 Auditor's remuneration

Statutory audit		350,000	346,000
Certifications and other charges		-	-
		<u>350,000</u>	<u>346,000</u>

## 21 FINANCIAL CHARGES

Bank and other charges		1,826	3,458
		<u>1,826</u>	<u>3,458</u>

## 22 OTHER INCOME / LOSSES

Income from financial assets			
Mark-up on:			
Bank balances		1,669,740	855,396





MTS exposure	533,008	1,221,621
	<u>2,202,748</u>	<u>2,077,017</u>
<b>Income from non-financial assets/liabilities</b>		
Gain on sale of assets	472,157	
Sundry / miscellaneous income	21,465	-
	<u>2,696,369</u>	<u>2,077,017</u>

### 23 TAXATION

	Note	Jun-22 Rupees	Jun-21 Rupees
Current tax expense / (income) for the year		232,961	173,829
prior years		-	-
		<u>232,961</u>	<u>173,829</u>

The tax provision made in the financial statements is considered sufficient.

### 24. EARNINGS PER SHARE

Basic earnings per share is calculated by dividing profit after tax for the year by the weighted average number of shares outstanding during the period, as follows:

	Note	Jun-22 Rupees	Jun-21 Rupees
Profit / (loss) after taxation, attributable to ordinary shareholders		(24,369,620)	41,503,028
Weighted average number of ordinary shares in issue during the year		9,300,000	5,000,000
Earnings per share		(2.62)	8.30

No figure for diluted earnings per share has been presented as the Company has not issued any dilutive instruments carrying options which would have an impact on earnings per share when exercised.

### 25. REMUNERATION OF CHIEF EXECUTIVE, DIRECTORS AND EXECUTIVES

No remuneration was paid to the Chief Executive, Directors or other Executives of the Company during the year (2021: Nil).

	2022		2021	
	Remuneration	# of persons	Remuneration	# of persons
Chief Executive Officer	Nil	1	Nil	1
Directors		1		1



## 26 FINANCIAL INSTRUMENTS BY CATEGORY

2022			
Amortized cost	FVOCI	FVTPL	Total
Rupees			

**ASSETS****Non-current assets**

Long term deposits	300,000	-	-	300,000
Long term investment	-	30,534,179	-	30,534,179

**Current assets**

Short-term investments	-	-	13,202,104	13,202,104
Trade debts - net	271,177	-	-	271,177
Loans and advances	-	-	-	-
Deposits, prepayments and other receivables	16,276,473	-	-	16,276,473
Cash and bank balances	24,584,079	-	-	24,584,079

**LIABILITIES****Current liabilities**

Trade and other payables	1,798,264	-	-	1,798,264
Short term borrowing	-	-	-	-

2021			
Amortized cost	FVOCI	FVTPL	Total
Rupees			

**ASSETS****Non-current assets**

Long term deposits	300,000	-	-	300,000
Long term investment	-	30,534,179	-	30,534,179

**Current assets**

Short-term investments	-	-	77,464,274	77,464,274
Trade debts - net	476,070	-	-	476,070
Deposits, prepayments and other receivables	3,674,030	-	-	3,674,030
Cash and bank balances	1,424,433	-	-	1,424,433

**LIABILITIES****Current liabilities**

Trade and other payables	3,044,470	-	-	3,044,470
Short term borrowing	3,411,463	-	-	3,411,463





27 CAPITAL MANAGEMENT

27.1 The Company objectives when managing capital are to safeguard the company's ability as a going concern in order to provide returns for shareholders and benefits for other stakeholders and to maintain an optimal capital structure.

27.2 CAPITAL ADEQUACY

The Capital Adequacy level as required by CDC is Calculated as Follows

	Notes	Amount (Rupees)
Total Assets	27.2.1	90,624,048
Less: Total Liabilities		(1,798,264)
Less: Revaluation Reserves (created upon revaluation of fixed assets)		-
<b>Capital Adequacy Level</b>		<b>88,825,784</b>

27.2.1 While determining the value of the total assets of the TREC Holder, Notional value of the TREC Certificate held by FIRST STREET CAPITAL (PVT.) LIMITED as at year ended June 30th 2022 as determined by Pakistan Stock Exchange has been considered.

27.3 NET CAPITAL BALANCE

Net capital requirements of the Company are set and regulated by Pakistan Stock Exchange Limited. These requirements are put in place to ensure sufficient solvency margins and are based on excess of current assets over current liabilities.

The Net Capital Balance as required under Third Schedule of Securities and Exchange Rules, 1971 read with the SECP guidelines is calculated as follows:

Description of Current Assets	Basis of Accounting	Notes	Amount (Rupees)
<b>Cash in hand &amp; Cash at bank</b>	As per book value.	13	
Cash in hand			-
Cash at bank-House Account			12,120,182
Cash at bank-Client Account			12,463,897
			<b>24,584,079</b>
<b>Exposure PSX &amp; Receivable From NCCPL</b>			<b>16,122,799</b>
<b>Trade receivables</b>	Book value less those over due for more than 14 days.	9	603,014
Less:			(594,090)
			<b>8,924</b>
<b>Investment in listed securities in the name of company</b>	Securities on the Exposure List to Market less 15 % discount.	12	13,202,103
			(1,980,315)
			<b>11,221,788</b>
<b>Securities purchase for client</b>	Lower of overdue 14 days balance and securities held against such balance		262,253
			<b>52,199,843</b>
<b>Description of Current Liabilities</b>			
<b>Trade payables</b>	Book value	15	322,068
Less: Over due more than 30 days	less: those overdue for more than 30 days.		(322,068)
			-
<b>Other Liabilities</b>	Creditors overdue for more than 30 days		322,068
	Accrued Liabilities and Other Payable	15	1,476,195
			<b>1,798,264</b>
<b>NET CAPITAL BALANCE</b>			<b>50,401,579</b>


## 27.4 Liquid Capital

S. No.	Head of Account	Value in Pak Rupees	Hair Cut / Adjustments	Net Adjusted Value
<b>I. Assets</b>				
1.1	Property & Equipment	1,186,366	1,186,366	-
1.2	Intangible Assets	2,500,000	2,500,000	-
1.3	Investment in Govt. Securities (150,000*99)	-	-	-
	<b>Investment in Debt. Securities</b>	-	-	-
	<b>If listed than:</b>	-	-	-
	i. 5% of the balance sheet value in the case of tenure upto 1 year.	-	-	-
	ii. 7.5% of the balance sheet value, in the case of tenure from 1-3 years.	-	-	-
1.4	iii. 10% of the balance sheet value, in the case of tenure of more than 3 years.	-	-	-
	<b>If unlisted than:</b>	-	-	-
	i. 10% of the balance sheet value in the case of tenure upto 1 year.	-	-	-
	ii. 12.5% of the balance sheet value, in the case of tenure from 1-3 years.	-	-	-
	iii. 15% of the balance sheet value, in the case of tenure of more than 3 years.	-	-	-
	<b>Investment in Equity Securities</b>	-	-	-
	i. If listed 15% or VaR of each securities on the cutoff date as computed by the Securities Exchange for respective securities whichever is higher.	13,202,103	2,379,025	10,823,078
	ii. If unlisted, 100% of carrying value.	30,534,179	30,534,179	-
	iii. Subscription money against Investment in IPO/offer for Sale: Amount paid as subscription money provided that shares have not been allotted or are not included in the investments of securities broker.	-	-	-
1.5	iv. 100% Haircut shall be applied to Value of Investment in any asset including shares of listed securities that are in Block, Freeze or Pledge status as on reporting date. (July 19, 2017) Provided that 100% haircut shall not be applied in case of investment in those securities which are Pledged in favor of Stock Exchange / Clearing House against Margin Financing requirements or pledged in favor of Banks against Short Term financing arrangements. In such cases, the haircut as provided in schedule III of the Regulations in respect of investment in securities shall be applicable (August 25, 2017)	-	-	-
1.6	Investment in subsidiaries	-	-	-
	<b>Investment in associated companies/undertaking</b>	-	-	-
1.7	i. If listed 20% or VaR of each securities as computed by the Securities Exchange for respective securities whichever is higher.	-	-	-
	ii. If unlisted, 100% of net value.	-	-	-
1.8	Statutory or regulatory deposits/basic deposits with the exchanges, clearing house or central depository or any other entity.	500,000	500,000	-
1.9	Margin deposits with exchange and clearing house.	1,600,000	-	1,600,000
1.10	Deposit with authorized intermediary against borrowed securities under SLB.	-	-	-
1.11	Other deposits and prepayments	153,674	153,674	-
	Accrued interest, profit or mark-up on amounts placed with financial institutions or debt securities etc.(Nil)	-	-	-
1.12	100% in respect of markup accrued on loans to directors, subsidiaries and other related parties	-	-	-
1.13	Dividends receivables.	-	-	-
	Amounts receivable against Repo financing.	-	-	-
1.14	Amount paid as purchaser under the REPO agreement. ( <i>Securities purchased under repo arrangement shall not be included in the investments.</i> )	-	-	-
1.15	i. Short Term Loan To Employees: Loans are Secured and Due for repayment within 12 months	-	-	-
	ii. Receivables other than trade receivables	1,769,670	1,769,670	-
	<b>Receivables from clearing house or securities exchange(s)</b>	-	-	-
1.16	100% value of claims other than those on account of entitlements against trading of securities in all markets including MtM gains.	14,322,799	-	14,322,799
	claims on account of entitlements against trading of securities in all markets including MtM gains.	-	-	-
	<b>Receivables from customers</b>	-	-	-
	i. In case receivables are against margin financing, the aggregate if (i) value of securities held in the blocked account after applying VAR based Haircut, (ii) cash deposited as collateral by the financee (iii) market value of any securities deposited as collateral after applying VaR based haircut.	-	-	-
	<b>i. Lower of net balance sheet value or value determined through adjustments.</b>	-	-	-
	ii. In case receivables are against margin trading, 5% of the net balance sheet value.	-	-	-
	<b>ii. Net amount after deducting haircut</b>	-	-	-




*[Handwritten signature]*





1.17	iii. In case receivables are against securities borrowings under SLB, the amount paid to NCCPL as collateral upon entering into contract, <b>iii. Net amount after deducting haircut</b>	-	-	-
	iv. In case of other trade receivables not more than 5 days overdue, 0% of the net balance sheet value. <b>iv. Balance sheet value</b>	-	-	-
	v. In case of other trade receivables are overdue, or 5 days or more, the aggregate of (i) the market value of securities purchased for customers and held in sub-accounts after applying VAR based haircuts, (ii) cash deposited as collateral by the respective customer and (iii) the market value of securities held as collateral after applying VaR based haircuts. <b>v. Lower of net balance sheet value or value determined through adjustments</b>	271,177	262,253	262,253
	<b>vi. 100% haircut in the case of amount receivable from related parties.</b>	-	-	-
1.18	<b>Cash and Bank balances</b>	-	-	-
	i. Bank Balance-proprietary accounts	12,120,182	-	12,120,182
	ii. Bank balance-customer accounts	12,463,897	-	12,463,897
	iii. Cash in hand	-	-	-
1.19	<b>Total Assets</b>	<b>90,624,048</b>	<b>39,285,167</b>	<b>51,592,210</b>
<b>2. Liabilities</b>				
2.1	<b>Trade Payables</b>	-	-	-
	i. Payable to exchanges and clearing house	-	-	-
	ii. Payable against leveraged market products	-	-	-
	iii. Payable to customers	322,068	-	322,068
2.2	<b>Current Liabilities</b>	-	-	-
	i. Statutory and regulatory dues	-	-	-
	ii. Accruals and other payables	1,243,234	-	1,243,234
	iii. Short-term borrowings	-	-	-
	iv. Current portion of subordinated loans	-	-	-
	v. Current portion of long term liabilities	-	-	-
	vi. Deferred Liabilities	-	-	-
	vii. Provision for bad debts	-	-	-
	viii. Provision for taxation	232,961	-	232,961
	ix. Other liabilities as per accounting principles and included in the financial statements	-	-	-
	<b>Non-Current Liabilities</b>	-	-	-
	i. Long-Term financing	-	-	-
	a. Long-Term financing obtained from financial instituon: Long term portion of financing obtained from a financial institution including amount due against finance lease	-	-	-
	b. Other long-term financing	-	-	-
	ii. Staff retirement benefits	-	-	-
2.3	<b>iii. Advance against shares for Increase in Capital of Securities broker:</b> 100% haircut may be allowed in respect of advance against shares if: a. The existing authorized share capital allows the proposed enhanced share capital b. Boad of Directors of the company has approved the increase in capital c. Relevant Regulatory approvals have been obtained d. There is no unreasonable delay in issue of shares against advance and all regulatory requirements relating to the increase in paid up capital have been completed. e. Auditor is satisfied that such advance is against the increase of capital.	-	-	-
	iv. Other liabilities as per accounting principles and included in the financial statements	-	-	-
2.4	<b>Subordinated Loans</b> i. 100% of Subordinated loans which fulfill the conditions specified by SECP are allowed to be deducted: The Schedule III provides that 100% haircut will be allowed against subordinated Loans which fulfill the conditions specified by SECP. In this regard, following conditions are specified: a. Loan agreement must be executed on stamp paper and must clearly reflect the amount to be repaid after 12 months of reporting period b. No haircut will be allowed against short term portion which is repayable within next 12 months. c. In case of early repayment of loan, adjustment shall be made to the Liquid Capital and revised Liquid Capital statement must be submitted to exchange. ii. Subordinated loans which do not fulfill the conditions specified by SECP	-	-	-
2.5	<b>Total Liabilites</b>	<b>1,798,264</b>	<b>-</b>	<b>1,798,264</b>





**3. Ranking Liabilities Relating to :**

3.1	<b>Concentration in Margin Financing</b> The amount calculated client-to- client basis by which any amount receivable from any of the financees exceed 10% of the aggregate of amounts receivable from total financees.	-	-	-
3.2	<b>Concentration in securities lending and borrowing</b> The amount by which the aggregate of: (i) Amount deposited by the borrower with NCCPL (ii) Cash margins paid and (iii) The market value of securities pledged as margins exceed the 110% of the market value of shares borrowed	-	-	-
3.3	<b>Net underwriting Commitments</b> <b>(a) in the case of right issue :</b> if the market value of securities is less than or equal to the subscription price; the aggregate of: (i) the 50% of Haircut multiplied by the underwriting commitments and (ii) the value by which the underwriting commitments exceeds the market price of the securities. In the case of rights issue where the market price of securities is greater than the subscription price, 5% of the Haircut multiplied by the net underwriting <b>(b) in any other case :</b> 12.5% of the net underwriting commitments	-	-	-
3.4	<b>Negative equity of subsidiary</b> The amount by which the total assets of the subsidiary ( excluding any amount due from the subsidiary) exceed the total liabilities of the subsidiary	-	-	-
3.5	<b>Foreign exchange agreements and foreign currency positions</b> 5% of the net position in foreign currency.Net position in foreign currency means the difference of total assets denominated in foreign currency less total liabilities denominated in foreign currency	-	-	-
3.6	Amount Payable under REPO	-	-	-
3.7	<b>Repo adjustment</b> <b>In the case of financier/purchaser</b> the total amount receivable under Repo less the 110% of the market value of underlying securities. <b>In the case of financee/seller</b> the market value of underlying securities after applying haircut less the total amount received ,less value of any securities deposited as collateral by the purchaser after applying haircut less any cash deposited by the purchaser.	-	-	-
3.8	<b>Concentrated proprietary positions</b> If the market value of any security is between 25% and 51% of the total proprietary positions then 5% of the value of such security .If the market of a security exceeds 51% of the proprietary position,then 10% of the value of such security	-	1,008,000	1,008,000
3.9	<b>Opening Positions in futures and options</b> i. In case of customer positions, the total margin requirements in respect of open positions less the amount of cash deposited by the customer and the value of securities held as collateral/pledged with securities exchange after applying VaR haircuts ii. In case of proprietary positions , the total margin requirements in respect of open positions to the extent not already met	-	-	-
3.10	<b>Short sell positions</b> i. In case of customer positions, the market value of shares sold short in ready market on behalf of customers after increasing the same with the VaR based haircuts less the cash deposited by the customer as collateral and the value of securities held as collateral after applying VAR based Haircuts ii. In case of proprietary positions, the market value of shares sold short in ready market and not yet settled increased by the amount of VAR based haircut less the value of securities pledged as collateral after applying haircuts.	-	-	-
3.11	<b>Total Ranking Liabilities</b>	-	1,008,000	1,008,000

TOTAL

88,825,784 Liquid Capital 48,785,946

*M.A.A. L.*  
  




**28.1 Risk management framework**

The Director / Chief Executive has overall responsibility for the establishment and oversight of the Company's risk management framework. He is also responsible for developing and monitoring the Company's risk management policies, which are monitored and assessed for effectiveness throughout the year. The Company's risk management policies are established to identify and analyze the risks faced by the Company, to set appropriate risk limits and to establish internal control over risk. Through its training and management standards and procedures, the Company aims to develop a disciplined and constructive control environment in which all employees understand their roles and obligations.

The Company's activities are exposed to a variety of financial risks: market risk, credit risk and liquidity risk. The Company has established adequate procedures to manage each of these risks as explained below.

**28.2 Market risk**

Market risk is the risk that the value of financial instruments may fluctuate as a result of changes in market interest rates, changes in the credit rating of the issuer of the instruments, change in market sentiments, speculative activities, supply and demand of securities and/or changes in liquidity in the market.

Market risk comprises of three types of risk: currency risk, interest rate risk and other price risk.

**28.2.1 Currency risk**

Currency risk mainly arises where receivables and payables exist due to transactions with foreign undertakings. The Company is not exposed to major foreign exchange risk in this respect.

**28.2.2 Interest rate risk**

Yield risk is the risk of decline in earnings due to adverse movements of the yield curve. Interest rate risk is the risk that the value of the financial instruments will fluctuate due to changes in market interest rates. Sensitivity to interest / mark-up rate risk arises from mismatches or gaps in the amounts of interest / mark-up based assets and liabilities that mature or reprice in a given period. The Company manages this risk by matching the maturity / repricing of financial assets and liabilities through appropriate policies.

**28.2.3 Price risk**

Price risk is the risk that the fair value of financial instruments will fluctuate as a result of changes in market prices, whether such changes are due to factors specific to individual financial instruments (including factors specific to issuers of such instruments) or due to macroeconomic or other factor affecting similar financial instruments being traded in the market.

The Company is exposed to price risk in respect of investments carried at fair value (whether as available-for-sale investments or as instruments at fair value through profit or loss). Such price risk comprises both the risk that price of individual equity investments will fluctuate and the risk that there will be an index-wide movement in prices. Measures taken by the Company to monitor, manage and mitigate price risk include daily monitoring of movements in stock indexes (such as the KSE 100 index) as well as of the correlation between the Company's investment portfolio with stock indexes.

**28.3 Credit risk**

Credit risk is the risk that one party to a financial instrument will fail to discharge an obligation and cause the other party to incur a financial loss. Concentration of credit risk arises when a number of counterparties are engaged in similar business activities or have similar economic features that would cause their ability to meet contractual obligations to be similarly affected by changes in economic, political, or other conditions. Concentrations of credit risk indicate the relative sensitivity of the Company's performance to developments affecting a particular industry.



Credit risk of the Company arises from deposits with banks and financial institutions, trade debts, loans and advances, investments and other receivables. The carrying amount of financial assets represents the maximum credit exposure, although this maximum is a theoretical formulation as the Company frequently holds collateral against potential credit losses.

Measures taken by management to manage and mitigate credit risk include:

- Development of and compliance with risk management, investment and operational policies / guidelines (including guidelines in respect of entering into financial contracts);
- Assignment of trading limits to clients in accordance with their net worth;
- Collection / maintenance of sufficient and proper margins from clients;
- Initial and ongoing client due diligence procedures, where clients' financial position, past experience and other factors are considered;
- Collection and maintenance of collateral if, as and when deemed necessary and appropriate;
- Diversification of client and investments portfolios; and
- Engagement with creditworthy / high credit rating parties such as banks, clearing houses and stock exchanges.

The Company continually monitors the quality of its debtor portfolio, both on an individual and portfolio basis, and provides against credit losses after considering the age of receivables, nature / quantum of collateral and debtor-specific factors (such as creditworthiness and repayment capacity).

The carrying amount of financial assets, which represents the maximum credit exposure before consideration of collateral and counterparty creditworthiness, is as specified below:

	2022	2021
Long term investments	30,534,179	30,534,179
Long term deposits	300,000	300,000
Trade debts - net	271,177	476,070
Deposits, prepayments and other receivables	16,276,473	3,674,030
Short term investments	13,202,104	77,464,274
Cash and bank balances	24,584,079	1,424,433
	<u>85,168,013</u>	<u>113,872,987</u>

#### 28.4 Liquidity Risk

Liquidity risk is the risk that the Company will not be able to meet its financial obligations, settled by delivering cash or another financial asset, as they fall due. Prudent liquidity risk management requires the maintenance of sufficient cash and marketable securities, the availability of adequate funds through committed credit facilities and the ability to close out market positions due to the dynamic nature of the business and the industry it operates in. The Company finances its operations through equity and, as and when necessary, borrowings, with a view to maintaining an appropriate mix between various sources of financing.

The table below classifies the Company's financial liabilities into relevant maturity groupings based on the time to contractual maturity date, as at the balance sheet date. The amounts in the table are contractual undiscounted cash flows.

Financial liabilities	As at June 30, 2022		
	Carrying amount	Within one year	More than one year
Short term borrowings	-	-	-
Trade and other payables	1,565,303	1,565,303	-
<b>Total</b>	<u>1,565,303</u>	<u>1,565,303</u>	-





Financial liabilities	As at June 30, 2021		
	Carrying amount	Within one year	More than one year
Short term borrowings	3,411,463	3,411,463	-
Trade and other payables	3,044,470	3,044,470	-
<b>Total</b>	<b>6,455,933</b>	<b>6,455,933</b>	<b>-</b>

The Company does not expect that the timing or quantum of cash flows outlined in the table above will change significantly, and as a result expects to be able to fulfill its obligations as they come due.

## 29 CAPITAL RISK MANAGEMENT

The Company's objective in managing capital is to ensure that the Company is able to continue as a going concern so that it can continue to provide adequate returns to shareholders and benefits to other stakeholders, and to maintain an optimal capital structure to reduce the cost of capital. As well, the Company has to comply with capital requirements as specified under the Securities Brokers (Licensing and Operations) Regulations, 2016 (as well as other relevant directives from regulating bodies issued from time to time).

Consistent with industry practice, the Company manages its capital risk by monitoring its debt levels and liquid assets, keeping in view future investment requirements.

## 30 FAIR VALUE OF FINANCIAL ASSETS AND LIABILITIES

Fair value is the amount that would be received on the sale of an asset or paid on transfer of a liability in an orderly transaction between market participants at the measurement date. Consequently, differences can arise between carrying values and fair value estimates. Underlying the definition of fair value is the presumption that the Company is a going concern without any intention or requirement to materially curtail the scale of its operations or to undertake a transaction on adverse terms.

Various judgments and estimates are made in determining the fair value of financial instruments that are recognized and measured at fair value in the Company's financial statements. To provide an indication about the reliability of inputs used in determining fair value, financial instruments have been classified into three levels, as prescribed under accounting standards. An explanation of each level follows the table.

Recurring FV Measurement - June 30, 2022	Level I	Level II	Level III	Total
Long-term investment - at FVOCI	-	30,534,179	-	30,534,179
Short-term investment - available-for-sale	-	-	-	-
Short-term investments - at FVTPL	13,202,104	-	-	13,202,104
Recurring FV Measurement as at June 30, 2021	Level I	Level II	Level III	Total
Long-term investment - at FVOCI	-	30,534,179	-	30,534,179
Short-term investment - available-for-sale	-	-	-	-
Short-term investments - at FVTPL	77,464,275	-	-	77,464,275

In the fair value hierarchy in the preceding table, inputs and valuation techniques are as follows:

- Level 1: Quoted market price (unadjusted) in an active market
- Level 2: Valuation techniques based on observable inputs
- Level 3: Valuation techniques using significant unobservable inputs. This category includes all instruments where the valuation technique includes inputs not based on observable data.

There were no transfers into or out of Level 1 measurements.



